

# U.S. AND **TENNESSEE** CATHOLIC SCHOOL DATA

## 175 CATHOLIC DIOCESES WITH CATHOLIC SCHOOLS

### NATIONAL LEVEL



#### SCHOOLS

**5,920**  
Elementary/Middle  
**4,746**  
Secondary  
**1,174**



#### STUDENTS

**1,693,493**  
Elementary/Middle  
**1,171,744**  
Secondary  
**521,749**



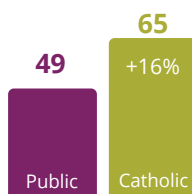
#### PROFESSIONAL STAFF

**147,849**

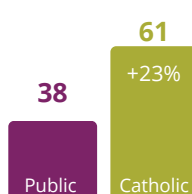
The student/teacher ratio is **11.5:1**.

#### 2021-2022 RENAISSANCE DATA

Mean Spring Percentile Rank  
Performance in Math

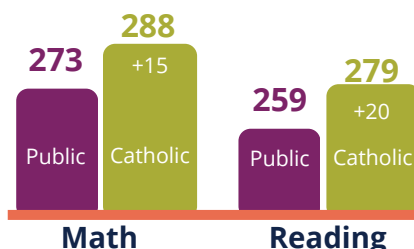


Mean Spring Percentile Rank  
Performance in Reading



Public Catholic/Private

#### 2022 8TH GRADE NAEP SCALE SCORES



### STATE LEVEL



#### SCHOOLS

**44**  
Elementary/Middle  
**35**  
Secondary  
**9**



#### STUDENTS

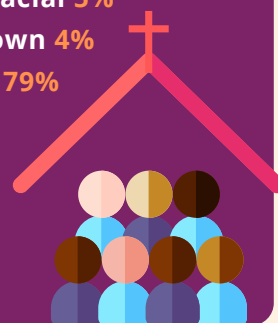
**14,435**  
Elementary/Middle  
**9,819**  
Secondary  
**4,616**



#### PROFESSIONAL STAFF

**1,552**

American Indian **1%**  
Native Hawaiian **<1%**  
Asian **3%**  
Black **7%**  
Multiracial **5%**  
Unknown **4%**  
White **79%**



Non-Catholic **26%**  
Hispanic **12%**

Students Receiving  
Title I Services **5%**  
Students Receiving  
Free/Reduced Lunch **1%**

